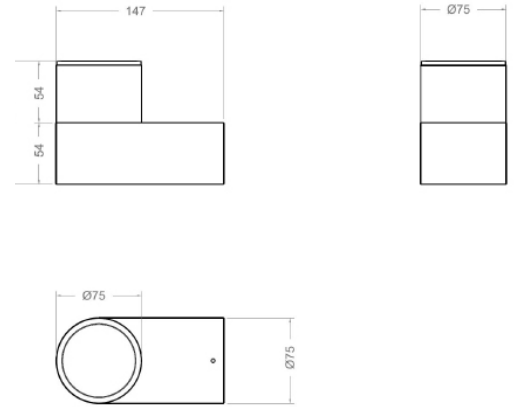


Kumax IP67 single light emission

Surface lighting | IP67 | Class II | Not dimmable



LIGHT SOURCE & OPTIC

Power

14W

Emission

20°
30°
60°

Beam Direction

Fixed, Symmetrical

Material

Methacrylate, Glass

LED quantity

1

Binning

2 MacAdam Steps

Color temperature & quality

2200K CRI>90
2400K CRI>90
2700K CRI>90
3000K CRI>80/90
3500K CRI>90
4000K CRI>90

Lifetime

(L70) >77.000 hrs

FIXTURE

Dimensions

L 147mm x S 75mm x H 108mm

Material

Aluminium

Body finishes

Black
Anthracite gray (RAL 7016)
Bright brown (RAL 4061)
Intense bronze
Gray
White (RAL 9003)

Weight

1200gr

Mounting

On surface

Fixing

Screws

Working temperature

-20° / +40°

ELECTRICAL FEATURES

Power supply

Main voltage:
220-240Vac

Driver requirement

Built-in

Control

On/off

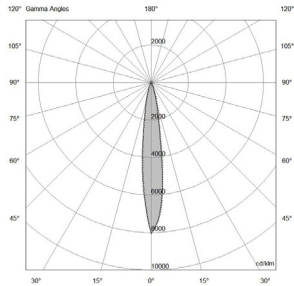
Feature

Water Infiltration Protection System

Kumax IP67 single light emission

PHOTOMETRIC DATA (3000K CRI>80)

14W - 20° | UGR 15

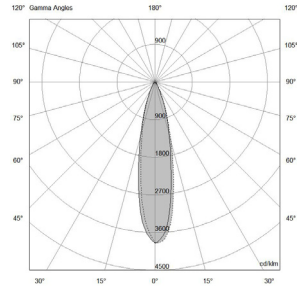


H (m)	D (m)	Eav (lx)
1	0.26	1663
2	0.52	416
3	0.77	185
4	1.03	104
5	1.29	67

Total lumen output
1255 lm

Efficacy
90 lm/W

14W - 30° | UGR 18

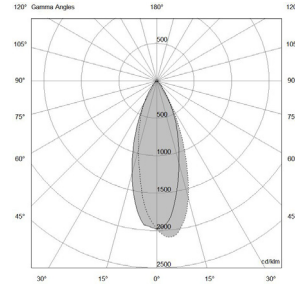


H (m)	D (m)	Eav (lx)
1	0.41	775
2	0.82	194
3	1.22	86
4	1.63	48
5	2.04	31

Total lumen output
1097 lm

Efficacy
78 lm/W

14W - 60° | UGR 25



H (m)	D (m)	Eav (lx)
1	0.65	380
2	1.31	95
3	1.96	42
4	2.61	24
5	3.26	15

Total lumen output
975 lm

Efficacy
70 lm/W